



ANNUAL REPORT

2023-24

eHealth
Saskatchewan 

Table of Contents

2	Letter of Transmittal
3	Message from the Chief Executive Officer
4	Message from the Board Chair
5	Authority and Mandate
7	Governance

2023-24 PROGRESS AND HIGHLIGHTS

9	Year in Review
10	IT Modernization
12	Service Excellence
13	Health System Priorities
16	Information Security
17	Health Registries & Vital Statistics
19	Management's Responsibilities Letter

2023-24 FINANCIAL STATEMENTS

20	Independent Auditor's Report
22	Financial Statements
31	Payee List

Letter of Transmittal



Norman O'Neill

CHAIR, BOARD OF DIRECTORS

Regina, Saskatchewan

The Honourable Everett Hindley
Minister of Health

Dear Minister Hindley,

It's my honour to submit eHealth Saskatchewan's annual report for the fiscal year ending March 31, 2024. This document outlines eHealth's business activities and includes audited financial statements for the 2023-24 fiscal year.

This report also highlights eHealth's progress and achievements during the 2023-24 fiscal year and demonstrates the organization's commitment to improving patient care in Saskatchewan through connected health care, accessible to everyone, everywhere.

Respectfully submitted,

A handwritten signature in black ink, appearing to read "Norman O'Neill", written over a light blue circular watermark.

Norman O'Neill
Chair, Board of Directors
eHealth Saskatchewan

Message from the CEO



Davin Church
CHIEF EXECUTIVE OFFICER

For eHealth Saskatchewan, 2023-24 provided opportunities to demonstrate the skills and abilities our organization has honed over several years of incredible growth and maturity.

Wherever health care happens in Saskatchewan, I'm proud to say that eHealth is behind the scenes ensuring patients, health care professionals and facilities have the information and technology they need.

We support more than 1,000 clinical and business applications on a secure and efficient network in more than 430 facilities across the province.

The year in review on page 9 captures several highlights from the past fiscal year. There are a few that are noteworthy, not only for their positive impacts on our clients, but also for how they demonstrate eHealth's focus on supporting our stakeholders.

eHealth's Service Desk is the first point of contact for any information technology request or issue throughout the health system. The team has worked hard to improve and standardize processes and now routinely answers phone calls within one minute and begins work on email requests within 24 hours. Every second counts in health care and quick access to technical support can make a big difference.

On top of its usual heavy load, the Health Registries and Vital Statistics team managed a health card renewal process in 2023-24, ensuring 1.2 million Saskatchewan residents received renewal stickers confirming access to health care. To support the campaign, the team processed more than 167,000 citizen requests for information updates, including address changes.

Improvements to health technology never stop. In May 2023 we launched a MySaskHealthRecord app that gives account holders an even easier way to access important health information. As well, the introduction of a new orthopedic surgery referral model, announced in March 2024, is helping shorten wait times for hip and knee replacement surgery. eHealth is pleased to provide the technology requirements to support this model.

Another highlight came in March when we were named one of Saskatchewan's top employers. This honour speaks to the culture of inclusion, innovation and teamwork at eHealth, as well as the dedication of professionals who come to work every day, looking to make life better for the people of Saskatchewan. I'm thankful for the efforts of this talented team.

I also want to thank our health system partners for their support and collaboration as we work to deliver health care and services to citizens across the province. Information technology is one important piece of a complex puzzle, and working together we have the same goal to provide safe, reliable and innovative care. It is an honour to work with you in support of health care providers and patients.

A handwritten signature in black ink, appearing to read 'Davin Church'.

Davin Church
Chief Executive Officer
eHealth Saskatchewan

Message from the Board Chair



Norman O'Neill
CHAIR, BOARD OF DIRECTORS

In 2023-24 eHealth continued to provide the information technology (IT) resources and support needed to meet the growing demands of Saskatchewan's health system.

Modernizing and stabilizing technology infrastructure remained a priority for the organization. Much of this vital work happens in the background and receives little attention, which in no way minimizes its significance. Patients and health care providers rely on technology and information as well as the updates behind the scenes that ensure vital applications are available and secure.

Some work, on the other hand, is more noticeable. MySaskHealthRecord grew significantly beyond the initial platform used to access information like lab test results. In May 2023 eHealth launched a popular mobile app to make it even easier to access details and added more types of

information and documents, helping patients take a more active role in their health care. All of this reduces anxiety, empowers patients and supports a more collaborative partnership with health care teams. Saskatchewan is proud to be a leader in this area.

The way patients access health care is changing and eHealth continued to provide the innovative technology that supports patients and health care providers anywhere in the province. This included working with partners to expand virtual care options to help give patients access to care in rural and remote locations experiencing challenges with coverage.

Service excellence is a guiding principle for eHealth. Patients, health care providers and stakeholders all rely on the organization to deliver a modern and reliable IT platform. Their needs help determine eHealth's goals, projects and priorities.

On behalf of the board, I would like to thank the leadership and employees of eHealth for their dedication and commitment to the people of Saskatchewan. I would also like to congratulate them on the well-deserved recognition of being named one of Saskatchewan's top employers for 2024. eHealth does remarkably impactful work, and I am proud to serve as the board chair.

A handwritten signature in black ink, appearing to read 'Norman O'Neill', written in a cursive style.

Norman O'Neill
Chair, Board of Directors
eHealth Saskatchewan

Authority and Mandate

eHealth Saskatchewan is a Treasury Board Crown Corporation. Our Orders in Council outline our objectives, purpose and powers. We are subject to orders or directives by the Treasury Board.

Key roles of eHealth, driven by our mandate, include:

- consolidate all information technology (IT) services that were provided by former Saskatchewan health regions, Saskatchewan Cancer Agency and 3sHealth into a single service provided by eHealth
- lead Saskatchewan Electronic Health Record planning and strategy for the province of Saskatchewan
- administer and operate *The Vital Statistics Act* and *The Change of Name Act*
- administer and operate the health registration registry (Person Health Registration System)
- procure, implement, own, operate or manage other health information systems
- enter into agreements or arrangements to market IT or expertise to other governments, international agencies, commercial or non-profit organizations

The eHealth Board of Directors is appointed by Order in Council in accordance with *The Crown Corporations Act, 1993*. The Board fulfills its governance role by overseeing and providing direction to the Chief Executive Officer and all individuals who report directly to the CEO about the conduct of the business, affairs and effective management of eHealth.

The Board is accountable to, and reports to, the Minister of Health. The Board acts in the best interests of eHealth and is responsible for its stewardship on behalf of the public, including but not limited to, promoting the organization's vision, mission, values, objectives and purposes, as well as ensuring good governance.

eHealth provides technology services to all provincial health partners, including Saskatchewan Health Authority, Saskatchewan Cancer Agency, Health Quality Council, the Ministry of Health, 3sHealth, Athabasca Health Authority, and private practice community providers, including physicians, pharmacists and allied health professionals.

As of March 31, 2024 eHealth had 753 employees in 20 communities in Saskatchewan. We manage, refresh and support information technology assets in 433 locations across the health system. In addition to providing information technology support to the health sector in the province, eHealth also administers Vital Statistics, health card registries and provides MySaskHealthRecord, an online platform that gives citizens access to their health information.

Aligning with the Government of Saskatchewan's Direction

SASKATCHEWAN'S VISION

"... TO BE THE BEST PLACE IN CANADA TO LIVE, TO WORK, TO START A BUSINESS, TO GET AN EDUCATION, TO RAISE A FAMILY AND TO BUILD A LIFE.."

A STRONG ECONOMY

Saskatchewan's vision and three goals provide the strategic direction for organizations to align their programs and services to build a strong province. eHealth joins other organizations across the province to report our progress in 2023-24.

Our annual report showcases eHealth's support of the government's commitment to protect and strengthen our province, carefully managing spending, while investing in priority programs and services to help build a strong economy. The Government of Saskatchewan is helping

STRONG COMMUNITIES


to build a better Saskatchewan, investing in needed infrastructure – hospitals, schools, highways, and municipal and crown capital projects.

eHealth is committed to working with government officials, the Saskatchewan Health Authority, health care partners, stakeholders, health care providers and patients to help make Saskatchewan the best place in the country to receive high-quality health care.

STRONG FAMILIES

Governance

Corporate Vision, Mission and Values




VISION

Connected health care, accessible to everyone, everywhere.

MISSION

We collaborate to transform health care through the use of information and innovative technology.



VALUES

Excellence, integrity, teamwork, courage, resilience and collaboration.

Board of Directors



Norman O'Neill
CHAIR, BOARD OF DIRECTORS



Karen Cossitt
VICE CHAIR, BOARD OF DIRECTORS



2023-24 PROGRESS AND HIGHLIGHTS

Year in Review

- Recognized as one of Saskatchewan's top employers for 2024.
- Collaborated to reduce wait times for hip and knee replacement surgery with the country's first provincial orthopedic surgery referral model.
- Supported EMS personnel responding to medical emergencies with upgrades to the computer-aided dispatch system used in ambulances and by dispatchers to gather patient information and determine availability of support personnel.
- Continued the tradition of innovation with MySaskHealthRecord by:
 - launching a new mobile app to make it even easier for Saskatchewan residents to access important health information
 - making surgical procedure information easily accessible to patients through their online health record (a Canadian first)
 - adding select clinical documents
- Ensured 1.2 million Saskatchewan residents maintained access to health coverage by managing health card renewals – including processing 167,000 change requests and mailing renewal packages to more than 681,00 households.
- Improved continuity of care for patients travelling for certain surgical procedures by giving out-of-province health care providers easy access to medical information and imaging sources, such as the Electronic Health Record (eHR Viewer) and the Picture Archiving and Communication System (PACS).
- Modernized and stabilized the infrastructure the health system relies on, including network equipment, network security, wireless, phones and data centre hardware.
- Improved reporting ability with new Health Information Management software in all acute care locations.
- Supported hospital and long-term care construction in seven locations around the province with planning, design and procurement.
- Helped provide opportunities for patients and providers to connect in rural and remote locations with the expansion of the Virtual Physician Program to more emergency departments.

IT Modernization

Modernizing and stabilizing the information technology (IT) supporting Saskatchewan's health system is an ongoing process. eHealth regularly upgrades equipment and infrastructure to ensure IT assets in 433 locations across the province are managed, refreshed and supported. As the health system expands, the number, size and complexity of projects grow significantly.

Replacing and renewing technology

During 2023-24, eHealth completed several projects to enhance and standardize processes, equipment and services throughout the health care system. This included more than 300 operational projects ranging from unit facility moves to patient and staff safety initiatives. Some examples in 2023-24 include:

- Modernizing and migrating core network firewalls to ensure stable and secure access to health system IT, data, and critical clinical and administrative services. For example, migrating the Saskatoon network firewall ensures that Saskatchewan Health Authority (SHA) applications and services operate within a modern, stable and secure environment. This ensures that critical patient care services that rely on this equipment are uninterrupted.
- Replacing and upgrading network infrastructure in 60 facilities across the province, including enhancing wireless network access so users can connect to health care applications and services.
- Replacing processors, memory, networking, storage and other IT resources within larger acute care facilities to support the increased demands for both clinical and administrative services.
- Improving security and reliability by standardizing and updating equipment to ensure it is up to date, well supported and compatible with modern clinical and business applications. For example, eHealth completed a multi-year project upgrading to Windows 10 in the health system. This included:
 - replacing 4,854 computers
 - updating hardware on 4,729 computers
 - standardizing more than 350 client applications
 - upgrading more than 20,000 devices and 6,000 virtual desktops

SPOTLIGHT ON

Health Information Management Software

New software at all acute care locations across the province allows for better reporting. It more easily converts data into useful information for key decision making and better, more efficient patient care.

Modernizations for Specialty Care

eHealth and its partners updated several products used to support care by specialists. This included software and tools for planning and managing care as well as information, including diagnosis, treatment, monitoring and follow-up. Not only does modernization ensure stable operations for many hospital-based services, but many of these solutions also improve patient outcomes and help provide more comprehensive coverage and care.

Stabilizing core services

While balancing day-to-day operational work, eHealth also supports a significant number of major projects to enhance the performance, reliability, security and capacity of the clinical systems and applications our health system relies on. Some examples in 2023-24 include:

- Enhancing products within the acute care system that support reporting related to emergency visits, day surgery and other ambulatory care visits. Infrastructure consolidations and software updates help save data entry time and improve the quality of data within the application.
- Improving surgical information systems, such as:
 - flowing information from surgical booking systems into MySaskHealthRecord, where it is accessible to patients
 - enhancing wait time reporting available to health care providers
 - modernizing physician access to the operating room management system with improvements to kiosk and fast access workstations
- Building server capacity and improving reliability of more than 150 services such as web mail, community care services and homecare. This improved the user experience for clinical and business applications, supporting the people who help patients in Saskatchewan.

BY THE NUMBERS

Technical Support

eHealth supports a technical environment that includes:

433

network locations

100,000

active network interfaces

75,000

users

55,000

email accounts

20,000+

phones

44.6M

phone calls across the health system

1,000+

phone menus, many specifically for directing patient care

1,000+

applications

5,500+

servers

Improving Access to Medical information

eHealth worked to improve provider access to the Electronic Health Record (eHR) Viewer and the Picture Archiving and Communication System (PACS) to let out-of-province providers see key patient health information in those systems. Sharing information between providers improves continuity of care for people travelling out of province for certain diagnostic and surgical procedures.

Upgraded Medical Imaging System

eHealth completed a major upgrade of the Provincial Picture Archiving and Communication System (PACS). One of the most important systems in the province, PACS is essential for managing medical imaging workflows and enabling access to medical images, reports, and supported patient information. The upgrade to 200 servers and approximately 4,000 workstations introduced new features, including improvements to mammography.

Service Excellence

After a period of growth and expansion, eHealth continues to advance efforts to support our partners in the health sector. This includes consolidating IT systems, processes and equipment; ongoing work to standardize services and supports across the sector; and providing 24/7 Service Desk support. Some examples in 2023-24 include:

- Taking the first steps to implement a provincial IT service management tool. The new system is currently used to manage IT requests to the Service Desk, and in the long term will offer self-service options for clients initiating IT requests.
- Streamlining and standardizing provincial IT management and support processes along with related services, aligning them with leading practices in the industry.
- Realigning resources to support provincially delivered, locally managed health system IT in a way that is consistent and reliable across the health care sector.
- Improving processes, procedures and resources to ensure Service Desk support meets the current and ever-changing needs of health system partners. The Service Desk consistently meets or exceeds agreed upon standards, including a call response of 85 per cent in 60 seconds or less and logging email tickets within 24 hours. A quick response means issues are addressed in a timely manner, allowing providers to focus on patient care instead of IT concerns.

BY THE NUMBERS

Service Assurance

eHealth's Service Desk supports more than 75,000 users across the province. In 2023-24 the Service Desk logged:

275,000+
calls for support

400,000
service tickets

On-site Technology Services

As the health system's IT service provider, eHealth provides on-site technology services and support to:

21,000
desktops and devices

more than
5,000
virtual desktops

6,000+
mobile devices

more than
200
workstations on wheels

6,000+
printers

SPOTLIGHT ON

eHealth recognized as one of Saskatchewan's Top Employers

Recruitment is key for a growing organization. Being recognized as one of Saskatchewan's top employers makes eHealth more attractive to jobseekers and helps us retain experienced, dedicated employees. Both are key for us as the province's largest IT services provider.

Health System Priorities

eHealth collaborates with its partners, including the Saskatchewan Health Authority (SHA), Saskatchewan Cancer Agency (SCA), 3sHealth, the Ministry of Health and many others to support the priorities of Saskatchewan's health system. These organizations work together, drawing on our organizational strengths, abilities and responsibilities to ensure patients receive the care they need.

MySaskHealthRecord

MySaskHealthRecord is a flagship program for eHealth. By the end of 2023-24, the number of registered accounts grew to 694,000, compared to 673,000 at the end of the previous year. This secure provincial patient portal gives citizens easy access to their personal health records, including laboratory test results, medical imaging reports, immunization history, prescriptions and clinical visit history.

eHealth launched the MySaskHealthRecord mobile app in May 2023, making it even easier for citizens to take their health into their own hands. All information available through a web-based online MySaskHealthRecord account is available through the app. By the end of the fiscal year, the app had already been downloaded nearly 95,200 times.

In a Canadian first, information about past and upcoming surgeries became available through the Surgical Procedures widget. The new feature was officially announced in March 2024, and by the end of the month had been accessed nearly 56,300 times by more than 22,550 users. The development gives patients access to important surgical information, such as the location and date of surgery, name of their surgeon or specialist, and a history of surgical procedures going back to 2018.

Some patients are now able to access select clinical documents, such as their patient history, interpretation of lab tests and discharge summaries through a new Clinical Documents feature. eHealth piloted access to clinical documents with the Saskatchewan Cancer Agency in May 2023. Diagnostic reports (e.g., ECGs, stress tests and sleep studies) were added in November.

BY THE NUMBERS

Referral Management System

The RMS makes it easier to send patient referrals to the appropriate specialist with the shortest wait time. In 2023-24 RMS moved to a cloud-supported solution and added new specialties, including Saskatoon Respiriology, Critical Care and Sleep Medicine Services. RMS serves:

200+
specialists

300,000
referrals

Medical Imaging Storage

The Picture Archiving and Communication System (PACS) serves the entire health system in Saskatchewan, storing and providing access to medical imaging. In 2023-24, we added an additional:

1.32M
studies

3.4M
images

Virtual care

eHealth provides a variety of technology solutions to maximize the quality and safety of patient care across Saskatchewan. Virtual care improves equity and access to care, reduces patient cost and risk, and enhances the patient experience while maximizing the quality of care. In 2023-24, we continued to support delivery of secure technologies that connect health care providers and patients, regardless of location.

The SHA's Virtual Physician Program expanded in 2023 to support rural and remote Emergency Departments (EDs) experiencing challenges with physician coverage. Patients access an ED physician virtually through HealthLine 811 at select sites. This service was piloted in Porcupine Plain and has since been accessed in five communities. Saskatchewan Virtual Visit is the video conferencing platform that allows patients and physicians to connect through the program.

Health care infrastructure

eHealth supports the government's efforts to ensure high-quality hospitals, clinics, and other health facilities are in place along with related IT to meet the needs of Saskatchewan people. A key element of this work is our support for capital building projects and facility upgrades, from planning and design to procurement and construction. In 2023-24, this included:

- acute care projects at Victoria (Prince Albert) and Weyburn hospitals
- long-term care projects in Grenfell, La Ronge and Regina
- urgent care centres in Regina and Saskatoon

BY THE NUMBERS

Pharmaceutical Information Program

The only source of real-time drug information in Saskatchewan, PIP is used daily by health-care professionals. It enhances the quality, safety and overall management of care. In 2023-24:

700
locations
provided data to PIP

10M+
prescriptions filled

22.5M+
drug dispenses

Pharmacy Management System

All hospitals in Saskatchewan use the Acute Care Pharmacy System to prepare, track and manage drug therapy. In 2023-24, this system was used by 696 health-care providers for:

3.29M
pharmacy orders

1M
patient visits

SPOTLIGHT ON

Primary Health Care Clinic Transitions

In 2023-24 eHealth worked with the Saskatchewan Health Authority to help transition several primary health care clinics from private ownership and operation. eHealth implemented technologies to ensure all medical information from these facilities is captured in the Electronic Medical Record (EMR).

This work improved patient care, keeping clinics in the community available for local care and decreasing the need for travel to another centre.

BY THE NUMBERS

MySaskHealthRecord

MySaskHealthRecord is the provincial patient portal that gives citizens easy access to their personal health records. In 2023-24, account registration grew by about 3 per cent from 672,000 to more than 694,000. The most accessed data on the site is:

Electronic Health Record Viewer

The eHR Viewer gives health-care providers a single view of patient information from systems in hospitals, community-based clinics and the Saskatchewan Health Authority.

2023-24 monthly averages:

12,878

active users

194,323

clinical documents
accessed

59,760

lab results
processed per day

1.8M

lab results
accessed

126,603

medical imaging
reports accessed

MySaskHealth Record Page	Page Views	Users
Lab Test Results	4,364,243	850,590
Medical Imaging	2,088,094	553,023
Clinical Visit History	2,496,424	535,186
Prescription History	1,189,677	347,661
Clinical Documents	797,976	336,793

Organ and Tissue Donor Registry

The Organ and Tissue Donor Registry allows citizens to formally declare their decision to become organ and tissue donors. During 2023-24, Saskatchewan had:

29,241

organ donors
registered

8,739

new donors registered

Most donors were aged 65+ in large urban centres.

Provincial Orthopedic Surgery Referral Model

In collaboration with the Saskatchewan Health Authority and the Ministry of Health, eHealth's Referral Management Service (RMS) supported a new province-wide orthopedic surgery intake system offering patients more options for hip and knee replacement surgery. RMS works with the surgical system to optimize health system capacity, allowing patients to choose their surgical location and a specific surgeon or the next available one, ultimately reducing wait times.

EMS CAD On-call Analytics

Computer-Aided Dispatch (CAD) ensures emergency medical services (EMS) personnel can better respond to citizens in need. In 2023-24, eHealth worked with the Saskatchewan Health Authority, EMS, Saskatchewan Public Safety Agency, and the software vendor to upgrade ambulances and the communications centre to a provincial CAD system.

Information Security

eHealth manages a unified security program using a formal Information Security Management System (ISMS) based on ISO 27001. This guides the development and improvement of appropriate security controls to address risks.

Improving the security of Saskatchewan's health system is a priority for eHealth. We continue to develop the maturity of our security program and our security controls. In 2023-24, we:

- Introduced key performance measurements to track effectiveness of critical security controls.
- Initiated two large projects to deploy security controls. One project will improve security of workstations, servers and other network endpoints. The other will improve identification and management of software vulnerabilities.
- Completed the fourth year of security awareness training for all IT users.

BY THE NUMBERS

Mental Health and Addictions Information System

MHAIS is a province-wide electronic health record primarily used to assess and document treatment plans for mental health and addiction outpatient clients. As of March 31, 2024, it supports:

3,200+
users

124,000+
client records

SPOTLIGHT ON

Tech Upgrade in Saskatoon Emergency Departments

In 2023-24, eHealth upgraded 143 devices with new software and infrastructure in Saskatoon Emergency Departments. This helped minimize downtime and made it easier to move patients and provide quicker care.

Health Registries & Vital Statistics

Health Registries

A Saskatchewan health card is a key requirement for Saskatchewan residents accessing provincially funded health care services and benefits. Health Registries processes new health card applications and updates registration information and health insurance coverage data in the Person Health Registration System.

After months of preparation, including a media and advertising campaign, Health Registries started the province-wide health card renewal process in September 2023. In just a few weeks, 681,772 renewal packages were mailed to Saskatchewan households. These contained the stickers that must be affixed to all health cards to ensure continued coverage for 1.2 million Saskatchewan residents.

Vital Statistics

Our Vital Statistics team registers and issues certificates for all vital events, including births, stillbirths, marriages and deaths. It also handles legal changes of name. Enhanced content on our website helped to improve service in 2023-24. New and improved content about how to apply for vital event certificates and health cards made it easier for Saskatchewan residents to understand the options and requirements for obtaining vital documentation.

BY THE NUMBERS – HEALTH REGISTRIES

April 1, 2023-March 31, 2024

# of new health cards issued	122,670
# of health card updates processed	167,139

BY THE NUMBERS – VITAL STATISTICS

Reported for the 2023 calendar year in accordance with Vital Statistics Legislative Reporting Guidelines

Vital events registered	Jan.-Dec.2023
Births	13,087
Deaths	10,984
Marriages	4,503
Stillbirths	113
Total events registered	28,687



A woman with long dark hair, wearing a white sleeveless top and a necklace, is seated at a desk in an office. She is looking at a computer monitor and has her hands on a keyboard. The background shows office shelves with binders and a sign on the wall. The entire image is overlaid with a blue and green gradient.

2023-24 FINANCIAL STATEMENTS

Management's Responsibilities

The accompanying financial statements included in the Annual Report for the year ended March 31, 2024, are the responsibility of management.

Management has prepared these financial statements in accordance with the Canadian public sector accounting standards, consistently applied using management's best estimates and judgments where appropriate.

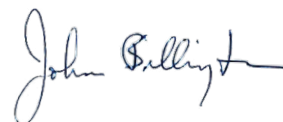
The eHealth Saskatchewan Board of Directors is responsible for overseeing the business affairs of the corporation and also has the responsibility for approving financial statements. The Board fulfills these responsibilities by reviewing financial information prepared by management and discussing the relevant matters with management and external auditors.



Davin Church
Chief Executive Officer

Management maintains a system of internal controls to ensure the integrity of information that forms the basis of the financial statements. The internal controls provide reasonable assurance that transactions are recorded and executed in compliance with legislation and required authority; that assets are properly safeguarded; and that reliable records are maintained.

The Provincial Auditor of Saskatchewan has audited the financial statements. Her report to the members of the Legislative Assembly precedes the financial statements.



John Billington
VP, Corporate Services and
Chief Financial Officer



INDEPENDENT AUDITOR'S REPORT

To: The Members of the Legislative Assembly of Saskatchewan

Opinion

We have audited the financial statements of eHealth Saskatchewan, which comprise the statement of financial position as at March 31, 2024, and the statement of operations, statement of change in net financial assets, and statement of cash flows for the year then ended, and notes to the financial statements, including a summary of significant accounting policies.

In our opinion, the accompanying financial statements present fairly, in all material respects, the financial position of eHealth Saskatchewan as at March 31, 2024, and the results of its operations, changes in net financial assets, and its cash flows for the year then ended in accordance with Canadian public sector accounting standards.

Basis for Opinion

We conducted our audit in accordance with Canadian generally accepted auditing standards. Our responsibilities under those standards are further described in the *Auditor's Responsibilities for the Audit of the Financial Statements* section of our report. We are independent of eHealth Saskatchewan in accordance with the ethical requirements that are relevant to our audit of the financial statements in Canada, and we have fulfilled our other ethical responsibilities in accordance with these requirements. We believe that the audit evidence we have obtained is sufficient and appropriate to provide a basis for our opinion.

Other Information

Management is responsible for the other information. The other information comprises the information included in the 2023–24 Annual Report, but does not include the financial statements and our auditor's report thereon.

Our opinion on the financial statements does not cover the other information and we do not express any form of assurance conclusion thereon.

In connection with our audit of the financial statements, our responsibility is to read the other information and, in doing so, consider whether the other information is materially inconsistent with the financial statements or any knowledge obtained in the audit, or otherwise appears to be materially misstated. If, based on the work we have performed on this other information, we conclude that there is a material misstatement of this other information, we are required to report that fact in this auditor's report. We have nothing to report in this regard.

Responsibilities of Management and Those Charged with Governance for the Financial Statements

Management is responsible for the preparation and fair presentation of these financial statements in accordance with Canadian public sector accounting standards for Treasury Board's approval, and for such internal control as management determines is necessary to enable the preparation of financial statements that are free from material misstatement, whether due to fraud or error.

In preparing the financial statements, management is responsible for assessing eHealth Saskatchewan's ability to continue as a going concern, disclosing, as applicable, matters related to going concern and using the going concern basis of accounting unless management either intends to liquidate eHealth Saskatchewan or to cease operations, or has no realistic alternative but to do so.

Those charged with governance are responsible for overseeing eHealth Saskatchewan's financial reporting process.

Auditor's Responsibilities for the Audit of the Financial Statements

Our objectives are to obtain reasonable assurance about whether the financial statements as a whole are free from material misstatement, whether due to fraud or error, and to issue an auditor's report that includes our opinion. Reasonable assurance is a high level of assurance, but is not a guarantee that an audit conducted in accordance with Canadian generally accepted auditing standards will always detect a material misstatement when it exists.

Misstatements can arise from fraud or error and are considered material if, individually or in the aggregate, they could reasonably be expected to influence the economic decisions of users taken on the basis of these financial statements.

As part of an audit in accordance with Canadian generally accepted auditing standards, we exercise professional judgment and maintain professional skepticism throughout the audit. We also:

- Identify and assess the risks of material misstatement of the financial statements, whether due to fraud or error, design and perform audit procedures responsive to those risks, and obtain audit evidence that is sufficient and appropriate to provide a basis for our opinion. The risk of not detecting a material misstatement resulting from fraud is higher than for one resulting from error, as fraud may involve collusion, forgery, intentional omissions, misrepresentations, or the override of internal control.
- Obtain an understanding of internal control relevant to the audit in order to design audit procedures that are appropriate in the circumstances, but not for the purpose of expressing an opinion on the effectiveness of eHealth Saskatchewan's internal control.
- Evaluate the appropriateness of accounting policies used and the reasonableness of accounting estimates and related disclosures made by management.
- Conclude on the appropriateness of management's use of the going concern basis of accounting and based on the audit evidence obtained, whether a material uncertainty exists related to events or conditions that may cast significant doubt on eHealth Saskatchewan's ability to continue as a going concern. If we conclude that a material uncertainty exists, we are required to draw attention in our auditor's report to the related disclosures in the financial statements or, if such disclosures are inadequate, to modify our opinion. Our conclusions are based on the audit evidence obtained up to the date of our auditor's report. However, future events or conditions may cause eHealth Saskatchewan to cease to continue as a going concern.
- Evaluate the overall presentation, structure and content of the financial statements, including the disclosures, and whether the financial statements represent the underlying transactions and events in a manner that achieves fair presentation.

We communicate with those charged with governance regarding, among other matters, the planned scope and timing of the audit and significant audit findings, including any significant deficiencies in internal control identified during the audit.

Regina, Saskatchewan
June 27, 2024



Tara Clemett, CPA, CA, CISA
Provincial Auditor
Office of the Provincial Auditor

Statement 1

**eHealth Saskatchewan
Statement of Financial Position
As At March 31
(\$000s)**

	2024	2023
	<hr/>	<hr/>
Financial Assets		
Due from General Revenue Fund (Note 3)	\$ 36,616	\$ 33,206
Receivable from Ministry of Health	1,367	1,226
Other Accounts Receivable	14,402	11,297
	<hr/>	<hr/>
	52,385	45,729
	<hr/>	<hr/>
Liabilities		
Accounts Payable & Accrued Liabilities	24,121	11,532
Accrued Salaries & Benefits	2,280	2,425
Accrued Vacation	1,376	1,194
Deferred Revenue (Note 10)	2,429	3,072
Obligations Under Capital Leases (Note 9)	35	570
	<hr/>	<hr/>
	30,241	18,793
	<hr/>	<hr/>
Net Financial Assets (Statement 3)	\$ 22,144	\$ 26,936
	<hr/>	<hr/>
Non-financial Assets		
Tangible Capital Assets (Note 6)	22,119	13,968
Prepaid Assets	14,824	14,345
Inventory	5,630	2,859
	<hr/>	<hr/>
	42,573	31,172
	<hr/>	<hr/>
Accumulated Surplus (Statement 2)	\$ 64,717	\$ 58,108
	<hr/>	<hr/>

Contractual Obligations (Note 8)

(See accompanying notes to financial statements)

Statement 2

**eHealth Saskatchewan
Statement of Operations
For the year ended March 31, 2024
(\$000s)**

	Budget	2024	2023
	(Note 4)		(Note 14)
Revenue			
Ministry of Health Funding			
General Revenue Fund Grant	\$ 156,404	\$ 156,404	\$ 143,048
Other Ministry of Health	7,359	11,633	11,322
Canada Health Infoway Funding	-	1,353	2,225
Recoveries / Other	22,522	23,165	17,977
Total Revenue	186,285	192,555	174,572
Expenses			
Amortization (Note 6)	4,000	3,711	4,134
Digital Services	147,837	145,320	130,892
Corporate Services	19,077	19,120	18,221
Communications & Public Relations	6,649	6,800	4,846
Board & Executive Office	10,466	8,966	4,649
Human Resources	2,267	2,029	4,166
Total Expenses (Schedule 1)	190,296	185,946	166,908
Annual Surplus (Statement 3)	\$ (4,011)	\$ 6,609	\$ 7,664
Accumulated Surplus, at beginning of year		58,108	50,444
Accumulated Surplus, at end of year (Statement 1)		\$ 64,717	\$ 58,108

(See accompanying notes to financial statements)

eHealth Saskatchewan
Statement of Change in Net Financial Assets
For the year ended March 31, 2024
(\$000s)

	Budget	2024	2023
	(Note 4)		
Annual Surplus (Statement 2)	\$ (4,011)	\$ 6,609	\$ 7,664
Acquisition of Tangible Capital Assets (Note 6)	(18,371)	(11,862)	(6,739)
Amortization of Tangible Capital Assets (Note 6)	4,000	3,711	4,134
	<u>(14,371)</u>	<u>(8,151)</u>	<u>(2,605)</u>
Use/(Acquisition) of Prepaid Assets	(3,000)	(479)	1,987
Use/(Acquisition) of Inventory	(500)	(2,771)	417
	<u>(3,500)</u>	<u>(3,250)</u>	<u>2,404</u>
(Decrease) Increase in Financial Assets	\$ (21,882)	\$ (4,792)	\$ 7,463
Net Financial Assets, beginning of year	<u>26,936</u>	<u>26,936</u>	<u>19,473</u>
Net Financial Assets, end of year (Statement 1)	<u>\$ 5,054</u>	<u>\$ 22,144</u>	<u>\$ 26,936</u>

(See accompanying notes to financial statements)

eHealth Saskatchewan
Statement of Cash Flows
For the year ended March 31, 2024
(\$000s)

	2024	2023
Cash Flows From Operating Activities		
Cash Receipts	\$ 188,666	\$ 169,792
Cash Paid To Suppliers And Others	(172,859)	(157,521)
Cash received from Operating Activities	15,807	12,271
Cash Flows From Capital Activities		
Purchase Of Tangible Capital Assets (Note 6)	(11,862)	(6,739)
Cash paid in Capital Activities	(11,862)	(6,739)
Cash Flows From Financing Activities		
Net Change in Obligations Under Capital Leases	(535)	(1,913)
Cash Paid in Financing Activities	(535)	(1,913)
Net Increase In Due From General Revenue Fund	\$ 3,410	\$ 3,619
Due From General Revenue Fund, Beginning Of The Year	33,206	29,587
Due From General Revenue Fund, End Of The Year (Statement 1)	\$ 36,616	\$ 33,206

(See accompanying notes to financial statements)

**eHealth Saskatchewan
Notes to the Financial Statements
for the Year ended March 31, 2024
(\$000s)**

1. Description of Business

Saskatchewan Health Information Network (SHIN) was established as a Treasury Board Crown Corporation by Order in Council 581/1997 under the provisions of *The Crown Corporations Act, 1993* (Act) effective August 19, 1997.

SHIN was renamed to eHealth Saskatchewan by Order in Council 734/2010.

eHealth Saskatchewan (eHealth) was created to design, implement, own, operate, and manage a provincial health information network. eHealth's purpose is to foster the development of the health information technology sector, to foster re-engineering of health delivery processes and to protect health information as a strategic resource.

As a Crown entity, eHealth is not subject to income and property taxes from the federal, provincial, and municipal levels of government.

2. Significant Accounting Policies

Pursuant to standards established by the Public Sector Accounting Board (PSAB) and published by Chartered Professional Accountants (CPA) Canada, eHealth is classified as an other government organization. eHealth uses Canadian public sector accounting standards to prepare its financial statements. A statement of remeasurement gains and losses has not been presented in these financial statements because all financial instruments' carrying value approximates their fair value. The following principles are considered to be significant:

a) The Basis of Accounting

The financial statements are prepared on the accrual basis of accounting.

b) Revenue

Government transfers are recognized as revenue in the period the transfer is authorized and any eligibility criteria are met. Other revenue is recognized in the year received or receivable if the amount to be received can be reasonably estimated and collection is reasonably assured.

c) Expenses

Expenses represent the cost of resources consumed for operations during the year. Expenses include provision for the amortization of tangible capital assets.

d) Employee Future Benefits

i) Pension Plans - Employees of eHealth participate in one of the following pension plans:

Defined Benefit Plans - Employees participate in the Saskatchewan Healthcare Employees Pension Plan (SHEPP) or the Regina CIVIC Employees Superannuation and Benefit Plan (CIVIC). eHealth's financial obligation to the plan is limited to making the required payments according to the agreements.

Defined Contribution Plan - Employees participate in the Public Employees Pension Plan (PEPP) which is now administered by Plannera Pension Plan (Plannera) and is no longer a related party. eHealth's financial obligation to the plan is limited to making the required payments to this plan according to the PEPP agreement.

ii) Disability income plan - Employees of eHealth participate in several disability income plans to provide wage-loss insurance due to disability. eHealth follows post-employment benefits accounting for its participation in the plans. Accordingly, eHealth expenses all contributions it is required to make in the year.

iii) Accumulated sick leave benefit liability - eHealth provides sick leave benefits for employees that accumulate but do not vest. eHealth recognizes a liability and an expense for sick leave in the period in which employees render services in return for the benefits.

e) Tangible Capital Assets

Tangible capital assets are recorded at cost and are amortized over their useful life. Leased assets are amortized over the life of the lease. Normal maintenance and repairs are expensed as incurred. During development, these assets are recorded based on their percentage of completion and are disclosed as work in progress system development. Amortization is recorded, commencing with the quarter after the assets are placed into service, on a straight-line basis at the annual rates set out below:

Hardware, Software & System Development costs	20% to 33%
Office Furniture & Leasehold Improvements	10% to 20%

f) Non-financial assets

Tangible capital and other non-financial assets are accounted for as assets because they can be used to provide services in future periods. These assets do not normally provide resources to discharge liabilities unless they are sold.

g) Measurement Uncertainty

The preparation of financial statements in accordance with Canadian public sector accounting standards requires management to make estimates and assumptions that affect the reported amount of financial assets and liabilities and disclosure of contingencies and contractual obligations at the date of the financial statements and the reported amount of revenues and expenses during the reporting period. These estimates are reviewed periodically, and, as adjustments become necessary, such adjustments are reported in earnings in the period in which they become known. Significant items that require estimates include amortization and accrued liabilities.

h) Financial instruments

eHealth's financial instruments include due from General Revenue Fund, accounts receivable and accounts payable. The carrying amount of these instruments approximates fair value due to their short-term nature. These instruments have minimal interest, market, liquidity or credit risk. All financial assets are assessed for impairment on an annual basis. When a decline is determined to be other than temporary, the amount of the loss is reported in the Statement of Operations.

i) Leases

Leases that transfer substantially all of the benefits and risks of ownership related to the leased property from the lessor to eHealth are accounted for as a capital lease. Other leases are accounted for as operating leases with contractual obligations disclosed in Note 8.

j) New Accounting Standards in Effect

A number of Canadian public sector accounting standards became effective April 1, 2023. eHealth's adoption of PS 3400 Revenue, PS 3160 Public Private Partnerships and PSG-8 Purchased intangibles did not impact its financial statements.

k) Inventory

Inventory at eHealth consists of end user devices (e.g., laptops, monitors) that have not been deployed at March 31, 2024. Inventory is valued at the lower of cost and net realizable value.

3. Due from General Revenue Fund

Earned interest is calculated and paid by the General Revenue Fund on a quarterly basis into eHealth's bank account using the Government's thirty-day borrowing rate and eHealth's average daily account balance. The Government's average thirty-day borrowing rate in 2024 was 4.89% (2023 - 2.89%).

4. Budget Approval

eHealth's budget was approved by the Board on May 5, 2023.

5. Accumulated Surplus

eHealth's accumulated surplus is \$64,717 in 2024 (2023 - \$58,108). eHealth's accumulated surplus is \$22,097 after adjusting for tangible capital assets not fully amortized (\$22,119); capital lease obligations \$35 and; and designated assets held for specific purposes (\$20,536) (Note 12).

6. Tangible Capital Assets

	March 31, 2024							March 31, 2023
	Desktop Hardware	Computer Hardware	Computer Software	Office Furniture & Leasehold Improvements	System Development Costs	Work In Progress	Total	Total
Opening Cost	\$ 6	\$ 54,545	\$ 6,045	\$ 3,043	\$ 155,114	\$ 3,271	\$ 222,024	\$ 215,285
Additions During the Year	-	9,443	11	60	-	2,348	11,862	6,739
Transfer	-	3,461	-	-	262	(3,723)	-	-
Closing Cost	6	67,449	6,056	3,103	155,376	1,896	233,886	222,024
Opening Accumulated Amortization	6	45,722	6,045	2,744	153,539	-	208,056	203,922
Annual Amortization	-	3,119	-	249	343	-	3,711	4,134
Closing Accumulated Amortization	6	48,841	6,045	2,993	153,882	-	211,767	208,056
Total Tangible Capital Assets	\$ -	\$ 18,608	\$ 11	\$ 110	\$ 1,494	\$ 1,896	\$ 22,119	\$ 13,968

7. Related Parties

These financial statements include routine transactions with related parties. eHealth is related to all Saskatchewan Crown agencies such as ministries, corporations, boards and commissions under the common control of the Government of Saskatchewan, as well as its key management personnel and their close family members. Additionally, eHealth is related to organizations where they have key management personnel in common. Transactions with these related parties are in the normal course of operations and are settled on normal trade terms. Related party transactions to March 31, 2024, include the following:

	2024	2023
Revenue		
Health Shared Services Saskatchewan (3S Health)	369	249
Saskatchewan Health Authority	14,863	11,832
Saskatchewan Cancer Agency	254	327
Saskatchewan Ministry of Finance	2,078	952
Saskatchewan Ministry of Health	168,037	154,411
Saskatchewan Ministry of Corrections, Policing and Public Safety	213	-
Saskatchewan Healthcare Recruitment Agency	1	-
	\$ 185,815	\$ 167,771
Accounts Receivable		
Health Shared Services Saskatchewan (3S Health)	149	178
Saskatchewan Health Authority	11,495	8,955
Saskatchewan Cancer Agency	19	141
Saskatchewan Ministry of Health	1,367	1,226
Saskatchewan Ministry of Finance	525	322
Saskatchewan Ministry of Corrections, Policing and Public Safety	213	-
Saskatchewan Healthcare Recruitment Agency	97	-
Health Quality Council	-	1
	\$ 13,865	\$ 10,823
Expenses and Capital Purchases		
Health Shared Services Saskatchewan (3S Health)	2,325	1,590
Other ¹	12	13
Public Employees - Disability Income Plan	258	179
Public Employees - Group Life Insurance Plan	46	28
Public Employees Pension Plan (PEPP) ²	-	3,241
Saskatchewan Health Authority	2,984	19,379
SaskBuilds and Procurement	163	101
Saskatchewan Ministry of Justice and Attorney General	92	87
Saskatchewan Ministry of Finance	126	113
Saskatchewan Workers' Compensation Board	444	743
SaskEnergy	35	75
SaskPower	229	261
SaskTel	19,774	15,876
	\$ 26,488	\$ 41,686

Accounts Payable

Health Shared Services Saskatchewan (3S Health)	246	167
Other ¹	2	-
Public Employees - Disability Income Plan	29	22
Public Employees - Group Life Insurance Plan	29	24
Public Employees Pension Plan (PEPP) ²	-	263
Saskatchewan Health Authority	2,816	41
SaskBuilds and Procurement	-	15
Saskatchewan Ministry of Finance	27	2
Saskatchewan Workers' Compensation Board	99	193
SaskPower	18	28
SaskEnergy	5	10
SaskTel	3,591	3,346
	\$ 6,862	\$ 4,111

¹ Other Expenditures include: King's Printer Revolving Fund and Saskatchewan Government Insurance.

² On January 1, 2024, Public Employees Pension Plan moved to Plannera Pensions and Benefits, and is no longer a related party.

Routine operating transactions with related parties are recorded at the rates charged by those organizations and are settled on normal trade terms. In addition, eHealth pays Provincial Sales Tax to the Saskatchewan Ministry of Finance on all its taxable purchases. Other transactions with related parties and amounts due to/from them are described separately in the financial statements and the notes thereto.

8. Contractual Obligations**i) Operating Leases**

eHealth has entered into a lease agreement with Cornwall Centre Inc. for office space expiring January 31, 2025, iQmetrix Software Development Corp. for office space expiring April 30, 2025 and Sasktel for data centre leases expiring December 31, 2033 and July 31, 2024. eHealth also has 4 operating leases with MacQuarie finance expiring September 2024, 1 operating lease with Dell Financial expiring December 2024, and 1 operating lease with Cisco Capital expiring January 2025. The operating lease payments for the next 5 years are as follows:

2025	\$ 5,142
2026	1,278
2027	1,241
2028	1,260
2029	1,279
Total Lease Payments	\$ 10,200

ii) Maintenance agreements for software

eHealth has several agreements with software vendors to provide maintenance for software that has been purchased by eHealth. A total of \$62,044 was spent in 2024 (2023 - \$52,831). This arrangement will likely continue into the future.

iii) Other Contractual Obligations

As of March 31, 2024, eHealth is committed to technical support for internal and IT systems totaling \$192,247 (2023 - \$136,159). The following table outlines the funds dedicated for capital and operational expenditures over the remaining years as follows:

2025	\$ 74,438
2026	45,969
2027	17,345
2028	15,074
2029	12,487
Thereafter	26,934
Total Commitment	\$ 192,247

9. Obligations Under Capital Leases

eHealth currently has 1 capital lease for computer hardware. Capital lease obligations are recorded at the present value of the minimum lease payments excluding executory costs. The minimum annual lease payment for the capital leases over the remaining years is as follows:

2025	\$ 37
Total	37
Less Interest	-
Net	37
Less Maintenance	2
Total Obligation	\$ 35

10. Deferred Revenue

As of March 31, 2024, eHealth's deferred revenue balance is \$2,429 (2023 - \$3,072). Deferred revenue is only used once all project planning and due diligence (including stakeholder readiness) is completed and other revenue opportunities are maximized. Deferred revenue consists of unspent amounts provided by the Project Management Board of the Provider Registry System from Saskatchewan and Newfoundland, from Saskatchewan Centre for Patient Oriented Research (SCPOR), Saskatchewan Health Authority, Canada Health Infoway and Service Canada.

Deferred Revenue	April 1, 2023	Recognized in 2023-24	Amounts Received	March 31, 2024
Provider Registry Host Agency	\$ 125	\$ 53	\$ 70	\$ 142
SCPOR	1,341	406	-	935
Saskatchewan Health Authority	7	7	-	-
Canada Health Infoway	660	222	-	438
Service Canada	939	670	645	914
Total Deferred Revenue	\$ 3,072	\$ 1,358	\$ 715	\$ 2,429

11. **Employee Future Benefits**

i) Pension plans

Employees of eHealth participate in one of three pension plans: the Public Employee Pension Plan (PEPP) which is administered by Plannera, Saskatchewan Healthcare Employees Pension Plan (SHEPP) and the Regina CIVIC Employees Superannuation and Benefit Plan (CIVIC).

PEPP is a defined contribution pension plan. eHealth's financial obligation to the plan is limited to making required payments to match the amount contributed by the employees for current services. eHealth's contribution to this plan is 8.6%.

SHEPP and CIVIC are defined benefit pension plans. eHealth's financial obligation to the plan is limited to making required payments as outlined in the plan agreements. eHealth's contribution to these plans are 8.1% and 8.8% respectively.

Pension expense for the year is included in salary and benefits in Schedule 1.

ii) Disability Income plans

Employees of eHealth participate in the following disability income plans:

Public Employees Disability Income Plan – Disability income plan for out-of-scope staff are administered by Plannera Pensions and Benefits. eHealth's financial obligation to this plan is limited to making the required payments to the plan according to the applicable agreement. Disability expense for this plan is included in salary and benefits in Schedule 1.

SGEU – Disability income plan for in-scope staff, administered by the Saskatchewan Government and General Employees' Union. eHealth has no financial obligation for this plan.

iii) Accumulated sick leave benefit liability

The cost of the accrued benefit obligations related to sick leave entitlement earned by employees is determined using management's best estimate of sick leave usage of active employees. Sick leave liability is included in Salary and benefits in Schedule 1.

12. **Designated Assets**

eHealth's designated assets represent Ministry of Health funding committed to developing information technology systems that support frontline delivery and improve access, quality and efficiency of care. eHealth's designated asset balance as at March 31, 2024 is \$20,536 (2023 - \$22,342). In 2023-24, the designated assets consist of a combination of cash and accounts receivable. eHealth's Board of Directors has approved the following designated assets in 2023-24:

Designated Assets	April 1, 2023	2023-24 Expenditures	Amounts Received	March 31, 2024
Community System Enhancements	\$ 886	\$ 508	\$ 270	\$ 648
Chronic Disease Management	2,136	765	2,433	3,804
Strategy & Innovation	30	-	-	30
Health Informatics	161	292	1,300	1,169
Acute and Emergency Services	3,385	2,902	3,023	3,506
Financial Services Branch	14,721	9,266	430	5,885
eHealth Saskatchewan	991	6,666	11,137	5,462
Saskatchewan Health Authority	32	-	-	32
Total Designated Assets	\$ 22,342	\$ 20,399	\$ 18,593	\$ 20,536

13. **Restructuring Transaction**

In May 2022, an agreement was reached between eHealth and SHA, both entities under the control of the Government of Saskatchewan, to transfer certain mutually agreed upon information technology services, assets, contract and employees, and associated budgets, liabilities and obligations of SHA to eHealth.

The transition of services from SHA to eHealth is through a five-phased approach: (1) Staff Transfer, (2) Partnership Governance & Management, (3) Future State Business/Financial Model, (4) Service Catalogue, (5) Contracts, Assets & Expenditures. Effective September 25, 2022, a Position Transfer & Employee Transition Agreement was signed that outlines a process to transfer positions and the transition of the employees incumbent to those positions from the SHA to eHealth. The execution of the remaining phases of the transfer will continue in 2024-25.

14. **Comparative Figures**

Certain comparative figures have been reclassified to conform to the current year's presentation.

Schedule 1

eHealth Saskatchewan
Schedule of Expenses by Object
For the year ended March 31, 2024
(\$000s)

	Budget	2024	2023
Amortization	\$ 4,000	\$ 3,711	\$ 4,134
Board	94	-	-
Cabling	-	10	10
Communications	1,748	1,263	1,566
Community Net	6,632	6,865	6,621
Facilities	491	728	608
Hardware	12,534	11,654	11,774
Hardware Maintenance	3,051	2,190	2,271
Insurance	189	151	137
Leases	153	213	381
Legal	302	230	208
Membership	682	3	5
Miscellaneous	297	783	561
Office Supplies	1,507	1,538	477
Other ¹	-	-	18,786
Parking	313	372	304
Professional Fees	18,615	19,137	15,564
Rent	3,005	3,082	2,721
Salary & Benefits	68,590	66,891	46,495
Software License	4,258	3,752	798
Software Maintenance	63,013	62,044	52,831
Telephone	340	486	345
Travel	482	843	311
	\$ 190,296	\$ 185,946	\$ 166,908

¹ Effective April 1, 2018 eHealth Saskatchewan's base funding increased to reflect an amalgamation with Saskatchewan Health Authority to provide their information technology technical services. During 2022 an agreement was signed for the provision of information technology services to be provided to the SHA by eHealth.

Payee List

Salaries

Listed Employees who received \$50,000 or more for the provision of services

AASEN, COREY	82,538.64	BAYNTON, CHRISTINE	121,830.08
ABDULLAH, MUHAMMAD	101,413.89	BEAURIVAGE, SERENA	76,585.89
ABOYADE, OLUWASEUN	55,452.84	BECKER, CHRISTOPH	133,925.23
ADAMS, MICHAEL	91,910.52	BENHAM, ROBERT	91,985.27
AGNIHOTRI, MAYANK	69,264.16	BERG, MARLIN	106,272.85
AHIRE, PRITAM	94,480.89	BERGQUIST-KERR, CHRISTA	104,816.97
AHMED, MAHMOUD	64,002.46	BERMEJO, NOEL	74,846.01
AHUJA, NARESH	50,097.38	BERSABE, MYGIE	52,620.43
AJAYI, OLAWALE	71,883.29	BETKER, NOLA	85,715.17
AJAYI, OLUGBENGA	111,286.45	BHARTHI, ROSALPREE	79,605.08
AKINOLA, OLUSEGUN	88,030.00	BHATT, MEHUL	50,072.14
AKINYEMI, OLUDARE	54,202.51	BHATTACHARYYA, PINAKI	120,498.72
AL QATAWNEH, THAMER	103,338.82	BIEHN, REGAN	121,276.86
ALDRICH, TAMARA	52,760.05	BIENVENUE, MURRAY	121,830.01
ALEEM, MUHAMMAD	82,779.05	BILLINGTON, JOHN	176,716.04
ALI, IBRAHIM	87,848.93	BISHOP, ISAAC	79,060.82
ALI, NAVEED	122,590.25	BISHT, NEERAJ	97,944.47
ALIZADAH, AFSHEN	59,204.13	BLOMMAERT, BRETT	72,245.33
ALMUETE, ALEJANDRO	71,174.82	BLONDEAU, MICHEAL	83,782.75
ALONI, NAKUL	117,286.50	BOBETIS, GUS	96,964.19
ALUEDE, HENRY	81,125.60	BOBETIS, SPERO	68,066.06
AMADEO, JOHN RICH	90,594.55	BOLLEFER, SCOTT	78,899.73
ANASTACIO, IRY MAE	69,000.55	BON, BERLEN	62,856.44
ANDEH, KENECHUKW	56,408.49	BROCKMAN, DANIEL	101,314.37
ANDERSON, ROBERT	88,578.47	BROWN, JACINDA	51,754.08
ANDERSON, SABRINA	121,830.03	BURRELL, JONATHAN	73,874.04
ANDREAS, TRENT	111,446.46	BUTLER, MELISSA	106,646.76
ANTONIO, JUSTIN	77,266.08	CALA, IRMA JEAN	77,400.00
ARMSTRONG, KRISTIN	127,244.51	CAMERON, TREVOR	87,665.90
ARORA, GAURAV	88,869.08	CANETE, KENNETH	81,070.32
ARORA, SAHIL	65,677.04	CANNON, BRIAN	98,021.39
ASADOLLAHI, SABA	56,673.12	CARR, JESSE	88,834.49
ASHOKKUMAR, NAGA POOR	76,440.22	CASEMORE, CHRIS	106,201.76
ATAYERO, ADEYEMI	85,932.55	CASWELL, RONALD	69,868.84
AUTON, LESLIE	74,477.77	CHAUDHARY, SOHILKUMA	74,223.47
AWAD, AHMED	100,569.20	CHEVLI, RIA	60,614.17
AWESOME, WES	88,578.42	CHORNAWKA, TANNER	64,041.52
AYEDUN, AYODELE	86,866.88	CHURCH, DAVIN	236,472.85
BABISTA, AILEEN	80,221.16	CLAUDE, BRIAN	88,578.39
BACHELU, DARREN	88,721.28	COJOCAR, JUSTIN	52,172.66
BACHTIAR, MACHDUM	96,741.45	CONLEY, DYLAN	84,609.42
BAKARE, ADEBAYO	81,193.98	CONRAD, THOMAS	75,056.79
BALLER, GREGORY	112,022.63	COOK, JORDAN	90,186.40
BAN, HAO	106,853.49	CORFIELD, DARRON	130,927.37
BANWAIT, JITENDAR	65,066.27	COULTHARD, RAEANNE	91,910.54
BAWA, JAPJOT SI	73,014.92	CRAIG, MITCHELL	64,837.42

CRAWFORD, JASON	67,542.27	FREI, JASON	115,595.48
CROOK, BEVERLEY	84,836.39	GABEL, GRANT	103,420.38
CULLINS, KEITH	64,672.37	GABEL, MICHAELA	88,627.80
CURTIS, TROY	64,655.80	GABORA, ALICE	60,379.80
CUSTER, CORY	111,480.19	GADHAVI, KANISHAK	58,338.44
DABAO, MARK	95,210.73	GAFENCU, FAWN	91,878.20
DALY, JASON	99,825.51	GAITHURU, JULIET	54,747.84
DAS, PALASH	82,271.16	GAMMEL, LEANNE	82,719.60
DASARAJU, ROHITH	67,081.18	GARLAPATI, RAMA KRIS	83,918.60
DAUVA, NADEEM	80,801.56	GARRARD, STEVE	82,899.26
DAVE, ANANDKUMA	58,412.74	GAUDIA, PAUL MICH	74,525.52
DAVE, SHRUTI	75,774.08	GEDDES, SEAN	91,607.37
DAVIES, PETER	101,020.87	GENAILLE, CANDACE	52,329.37
DAY, MYLES	73,026.46	GEORGE, AGNEL	121,469.47
DEL MUNDO, AILYN	55,973.00	GEORGE, GEMPLISON	59,944.76
DELISLE, MARC	120,767.29	GHATTI, RINI	77,664.66
DEMAS, ROGENA	57,908.87	GHATTI, YASH	95,467.24
DEOBALD, AARON	97,788.27	GIASSON, CHANDLER	85,006.48
DERIN, CARRIE	96,304.86	GIBBS, JEANETTE	76,570.79
DESAI, JENIL	83,970.88	GILL, RAMNEET	70,701.36
DHAR, OISHARYA	61,525.70	GOODWIN, ALLYSON	62,477.53
DHRUVA, RAJDEEP	55,283.45	GOYANI, PRASHANT	71,160.27
DIEMERT, SHARI-ANN	53,205.08	GRANT, JASON	59,254.12
DIEWOLD, COLE	50,119.71	HACKL, CRAIG	94,827.43
DOBSON-WILLIAMS, TAMARA	98,689.33	HAGER, BRAD	78,102.21
DOLNEY, DIANE	133,320.75	HAINES, SELENA	66,528.80
DOMINGO, JOHN	66,242.72	HALIM, MD	81,157.31
DONEZA, RONALD	98,841.91	HAMELUCK, CORY	70,710.40
DONG, LI	89,058.36	HAMILTON, DARWIN	75,987.10
DOSHI, RAVI	78,936.11	HANCOCK, MICHAEL	97,670.49
DRAUDE, MITCHELL	107,090.74	HARIHARA SUBRAMA, SULOCHAN	90,930.73
DUBOIS, STEPHEN	59,654.77	HARKER, AMBER	82,429.01
DUNN, JOSEPH	72,280.03	HARRIS, MARSON	53,890.64
DUNN, LYDIA	74,416.43	HAYES, ROBERT	92,046.52
EBERLE, ROXANE	89,434.97	HEAD, AIDAN	55,668.39
EJAZ, EBAD	51,020.97	HEBERT, ANDREW	92,762.89
ELGAMMAL, TAMER	60,875.67	HEDIN, CODY	93,429.16
ELLIS, JARROD	94,768.43	HENNENFENT, JAMIE	88,873.96
EMEFESI, PERFECT	53,968.31	HENNING, DAVE	97,301.56
ENGEL, LISA	121,830.09	HERMANSON, PERRY	122,343.75
ENS, EVAN	109,815.40	HERPERGER, KIM	105,915.58
ENYINNAYA-OKIDI, NENE	74,855.61	HILLSDEN, MICHAEL	75,250.89
FALASE, OMOLARA	73,514.27	HINES, TYLER	120,423.40
FAMUYIBO, OYEBOLA	101,702.71	HINZMANN, GARY	117,865.33
FAN, JINGTAO	94,269.43	HOLLINGSHEAD, GARY	79,564.96
FARAHAT, AHMED	66,739.14	HONG, HAIYING	88,578.50
FEDORAK, CORY	91,079.85	HOUNGBO, SERGE	64,481.29
FERNANDO, NILUPUL	55,663.04	HOVIND, MYRNA	121,830.04
FIDELAK, MARK	104,318.75	HOWATT, WENDY	81,155.61
FIROMSKI, CURTIS	78,073.44	HRYCHUK, MICHELLE	72,058.82
FLORIDA, ORLANDO	68,577.47	HUNCHAK, JUSTINE	98,523.48
FREI, DEREK	100,235.51	HUTCHINGS, ROBERT	74,877.82

IHEMELU, CHIBUIKE	70,599.30	KURIAN, BESTIN	75,267.22
INOCALLA, CLARK	73,762.43	KURKULA, IVAN	73,219.24
IPANAG, HAROLD	63,382.68	KUZ, JENNIFER	117,564.87
ISBISTER, ASHLEY	50,740.16	KWAN, DEREK	56,936.10
ITURRALDE, JIM	89,824.67	KYEI, KWAKU	120,805.56
JAMIL, MUHAMMAD	100,456.39	LABERGE, STEPHANIE	94,415.13
JAMIL, RAHEEL	87,080.66	LABORTE, ZOE JOHN	57,254.83
JANGI KALAT, AMIR	71,732.26	LABRADOR, YAZMIN	112,247.09
JANZEN, NORINE	76,772.00	LAGRIMAS, RODOLFO	79,778.82
JASTER, NICOLE	96,302.72	LAM, WILLIAM	90,012.03
JENSEN, CHRIS	98,477.90	LAMADRID, LEONEL	66,734.33
JERRY, JESSY	96,899.12	LANE, ROBERT	99,020.06
JEWSBURY, KIRSTY	88,663.24	LARSON, KAYLA	63,154.53
JEYACHANDRAN, MANOJ SAK	54,963.72	LAUGHREN, BRETT	86,373.55
JIANG, MINGDE	102,463.19	LAWRENCE, PAUL	133,925.35
JIBODU, DOYIN	91,878.01	LEFLAR, NICOLE	134,983.25
JOHN, MANU	58,530.28	LESTAGE, VALERIE	94,356.77
JOHN, PRIJI	85,237.99	LIGGETT, JASON	133,925.34
JOHNSON, ALEXANDER	66,934.63	LINDENBACH, JENNIFER	133,925.37
JOHNSON, PAUL	85,952.13	LINTOTT, NICOLE	71,753.61
JORDAN, JENNIFER	99,863.99	LIPINSKI, BRADLEY	121,830.03
JOSEPH, GERALD	92,443.75	LIPINSKI, CRYSTAL	96,562.41
JUANCITO, JOVEN	63,115.06	LITTLE, DAVID	102,641.93
KALINOGA, JAMIE	80,395.62	LIZEE, ERIK	130,878.00
KASPERSKI, DAN	97,015.92	LOCKE, CHRISTOPH	121,774.38
KAUR, AVNEET	67,861.11	LOKEN, ERIC	62,036.14
KAUR, RAVNEET	67,420.80	LORENC, MICHAL	107,687.35
KAUR, SUKHDEEP	72,591.58	LOUCKS, DARRYL	101,283.56
KEAMO, CARRIE	54,129.72	LOUKO, MARK	68,902.90
KECK, SANDRA	70,496.10	LU, JIONGYUN	79,401.28
KEFFER, MICHAEL	104,020.81	LUCAS, MATTHEW	87,050.85
KELBAUGH, JEFF	91,903.68	LUND, MICHAEL	82,042.59
KHABIBULIN, RYNAT	91,129.42	LY, LILLIAN	155,377.05
KHAN, MD ABID	64,522.23	MADNANI, RAVI	90,686.77
KHOJA, ASIF	56,662.18	MAHMOOD, ASIF	70,386.80
KHURANA, HITESH	101,713.31	MAI, UYEN	53,712.74
KILGOUR, PEARCE	71,247.06	MAINDONALD, PAUL	176,789.27
KIM, MINKYEONG	53,648.65	MAKNOJIA, ASIM	70,924.80
KLASSEN, GEOFFREY	68,456.04	MANALO, DARWIN	75,998.10
KLASSEN, LAURA	101,377.07	MANN, GREGORY	107,557.72
KLIPPENSTEIN, NEIL	82,244.87	MANUEL, CESAR	86,889.41
KOCHYLEMA, SANTANNA	56,876.84	MANZ, DALLAS	107,899.32
KONANZ, LYNETTE	77,378.03	MAPILE, MISHELLE	55,849.88
KONECHNY, LORRAINE	91,985.31	MARELIA, AZIM	86,968.09
KORCHINSKI, DONNA	53,928.55	MARKEWICH, EVAN	79,627.81
KORPU, JAWAHAR	82,186.98	MARSHALL, ROSS	85,146.25
KOSHMAN, NATHAN	99,656.71	MARTENS, MORGAN	106,570.65
KOTECK, MARVIN	101,844.00	MASANGCAY, RICHARD	73,650.92
KRAFT, EVAN	97,871.15	MASUTE, TARANJIT	54,684.20
KRUSK, LEAH	64,629.22	MATCHETT, HAYDEN	87,678.08
KUMAR, PRAVEEN	60,645.24	MATT, DANIELLE	80,960.91
KUMAR, SUBHASH	79,539.70	MBA, ADAOBI	54,529.56

MCBRIDE, HELEN	82,972.60	OLATUNJI, OPEYEMI	81,109.21
MCCANN, SHAWN	96,562.41	OLSHEWSKI, KEITH	85,198.64
MCDONALD, CARRIE	68,627.32	OLSON, CHAD	76,642.87
MCGEOUGH, MARGO	79,877.44	OLSON, ROSE	127,263.68
MCKAY, SHERRY	63,481.79	OLUKUNLE, TAIWO	74,448.11
MCLENNAN, CARLA	55,945.47	OLULEYE, OLUMIDE	84,806.78
MCMURDO, STEVEN	82,803.24	OLUYEMI, MARIAM	81,523.16
MEAD, MICHAEL	69,764.79	OLYNICK, NEIL	121,364.80
MEDVEDENKO, OLENA	61,185.62	OMOYINMI, OLUBUKOLA	57,974.68
MEHTA, GAUTAM	116,289.23	OMUBO-PEPPLE, ATONYESIG	64,281.26
MEIER, JARVIS	52,773.53	ONI, ADEDAMOLA	56,391.92
MELLOR, SEAN	89,477.50	O'REILLY, RODERICK	74,916.95
MENGELL, PHILIP	96,137.35	OREKOYA, KEHINDE	100,113.50
MERVITZ, JESSICA	77,528.69	OROPO, OLAMIDE	66,800.10
MICHAEL, YONATAN	96,268.07	OWOLABI, TEMILADE	62,256.04
MICHAELS, SCOTT	94,717.74	OYIEYO, BARNABAS	99,441.40
MIHALICZ, ADAM	97,261.40	PANDYA, MANDAR	56,434.20
MILLAR, JOHN	105,527.07	PANDYA, VYOMAL	57,715.64
MILLIONS, ADAM	85,274.94	PANESAR, RUPI	106,001.29
MILLIONS, DEREK	74,769.15	PANNEERSELVAM, SUMA	93,179.66
MILLS, TODD	78,036.24	PAPP, RANDY	97,807.98
MISTRY, JASMIT	85,276.16	PAQUET, DANIEL	94,149.96
MITCHELL, OWEN	50,666.29	PARBAT, AASHISH	75,768.81
MITTON, CAROLYN	55,010.59	PARISONE, MICHELE	80,946.30
MOHAMED, SHERIF	117,075.93	PARMAR, NIKHILKUM	81,548.54
MOHAMMED, AZHARUDDI	90,393.67	PARMAR, VAISHALIB	54,358.45
MOHAN, ISHA	59,332.70	PARRY, PARRY	65,276.31
MOLNAR, BRENT	124,232.90	PARULAN, ELIAZER R	63,209.64
MORHART, RANDY	86,102.49	PATEL, ANIRUDHKU	89,037.70
MRAVNIK, AARON	65,403.24	PATEL, BHAVINI	75,433.55
MUDRY, BRENDA	66,613.32	PATEL, DIPEN	59,697.37
MULA, AARON	156,111.25	PATEL, DRASHTI	52,792.20
MULAMALLA, HIMA BIND	88,751.48	PATEL, NILESHKUM	72,544.73
MURRAY, KATHRYN	55,573.51	PATEL, NILKUMAR	51,601.72
MYLES, DARREN	169,460.64	PATEL, NISARG	54,336.04
NAGEL, SHERRI	101,031.54	PATEL, NIYATI	52,568.17
NAJUMUDEEN, ASHIFA	67,016.17	PATEL, RAKESHKUM	96,751.92
NARASIMHAPPA, POORNIMA	66,847.62	PATEL, RITESH	63,976.14
NAVARRO, DANICA	108,056.27	PATEL, SAHIL	61,835.71
NAYYER, MOHIT	80,617.88	PATEL, SHIV	61,832.97
NDULUE, ALEXANDER	68,679.05	PATEL, SMIT	86,624.71
NESIR ZGHOUL, AHMAD	61,793.21	PAULHUS, CHASE	61,913.83
NICOLSON, KENT	65,289.41	PAULSON, STEVEN	79,790.42
NIKOLAEVA, EKATERINA	71,543.03	PEARCE, RHONDA	117,186.34
NOLASCO, JOHN MARK	69,840.57	PEKRUL, SHAUN	98,767.94
O'BRIEN, KENNALYN	62,461.81	PELLAZO, LEO RAYMO	73,601.99
ODENIYI, EBUNOLUWA	67,320.00	PENA, PEDRO	63,070.52
ODUSANYA, JOEL	54,542.95	PERENA, STELLA NI	51,455.48
OGIRISEN, BRIGHT	86,387.32	PERRAS, BRENDA	85,040.86
OH, SANGTAEK	54,116.97	PERRIN, JONATHAN	106,155.68
OKYERE, IVAN	72,708.52	PETERSEN, WAYNE	74,758.40
OLALEYE, RUKAYAT T	67,638.37	PETERSON, SCOT	50,954.65

PETRIEW, JENNIFER	121,220.72	SAHOTA, SUKHMENDI	103,125.03
PHILLIPS, JEFF	110,511.98	SAINT, PAUL	91,651.82
PIATT, JUSTIN	57,163.81	SAJAN, JACOB	56,799.49
PILLIPOW, KELVIN	112,845.64	SAM-BREW, DAVID	69,565.75
PINILLA CUBIDES, YENI ADRI	58,065.47	SANDHU, KULBIR	62,451.04
POLIQUIN, VINCENT	100,074.14	SANDRINO, RENE	71,787.46
POLLOCK, RHONDA	99,215.23	SAPITANAN, MARUGERAL	64,947.33
PONSARAN, MONCHIE	92,934.87	SAWATZKY, MATTHEW	84,853.73
POPOOLA, TOLULOPE	84,109.22	SAWCHYN, COREY	95,159.21
POPOWICH, CHERYL	95,124.56	SAX, PETER	86,309.10
PORTER, SHAUNA-GA	97,352.97	SCHARFENBERG, LESLIE	88,390.04
PREJOLA, GILBERT	66,511.31	SCHMIDT, KAREN	103,232.70
PROCYSHEN, TREVOR	105,026.47	SCHULTZ, MICHAEL	89,597.90
PURI, NISHI	67,268.29	SCUTCHINGS, ROLAND	77,099.25
QUACH, ANDREW	79,798.90	SEKHON, KHUSHDEEP	64,806.54
QUEBIDO, JENNIFER	56,587.67	SELINGER, MELISSA	82,646.73
QUINNETT BOBETSI, MICHELE	95,947.57	SELINGER, PAUL	107,181.45
QURAISHI, ASHAN	97,822.92	SEMENOFF, SEAN	82,716.17
RADFELDER, STACY-LEE	63,187.06	SERU, MALAKAI	82,468.21
RADFORD-GRANT, DAVE	66,071.09	SESULA, JAMES	98,574.32
RAHMAN, FAIZUR	68,597.24	SHAH, BINAL	72,287.13
RAPCHALK, JASON	120,501.43	SHAH, SHIVANI	70,554.69
RASHID, ASIM	105,450.15	SHALABY, KHALED	101,284.79
RATHWELL, ROB	113,876.80	SHANKARAPPA, SANDEEP	84,132.23
RAVEENDRAN PILLA, RAKESH	54,000.03	SHARMA, ANIKET	72,797.53
RAZA, AMIR	100,276.26	SHARMA, RADHIKA	94,826.08
RAZAQ, ABDUL	98,579.11	SHARMA, YETENDRA	60,496.83
READ, MARCUS	78,859.13	SHAU, MOUMITA	66,174.56
REDDICK, JENNIFER	103,463.81	SHIRODKAR, SAYALI	92,571.88
REECE, DAVID	89,788.81	SHUKLA, ANKITA	58,192.20
REILLY REDLER, ANGELEEN	103,571.25	SIDDIQUE, MUHAMMAD	92,510.98
REIMER, BRIAN	90,575.23	SILVER, ROBIN	121,288.50
REINEKE, WAYNE	104,819.40	SIMONS, DOUG	72,134.03
REYES, TRISHA	71,136.00	SINGH, GURJANT	85,074.50
RIA, EISEN	77,585.46	SINGH, HARKARAN	77,997.44
RICHARD, MARNIE	103,328.54	SINGH, IQBAL	84,218.59
RICHE, KAILEY	85,894.72	SINGH, JASWINDER	58,444.12
ROADHOUSE, MATHEW	81,791.75	SINGH, KARANVIR	89,416.48
ROBB, SHAUN	94,572.27	SINGH, MANMEET	103,590.03
ROBERTS, GENNINE	96,390.34	SINGH, SATINDER	77,345.51
ROBINSON, TREVOR	119,774.44	SINGKALA, JOY	67,028.80
RODEN, AMANDA	83,052.14	SKALICKY, CURTIS	130,094.69
ROESCH, WILFRED	89,361.72	SKINNER, DEAN	96,684.34
ROMANA, SUKHDEEP	69,936.20	SLOMAN, PAUL	122,010.25
RONDEROS, ANDRES	96,214.41	SMITH, GORD	96,976.17
ROTH, ADAM	69,931.31	SMITH, KENNETH	67,794.80
RUIZ GUZMAN, WILSON	54,529.08	SMITH, RICHARD	71,761.44
RUST, JESSICA	95,648.31	SNELL, AMANDA	100,712.93
RYAN, WILLIAM	78,245.64	SNYDER, DUSTIN	78,650.64
SABANDAL, MARIA KAT	91,096.87	SONI, RACHIT	72,803.73
SABIR, IRFAN	73,279.89	SOPITAN, FLORENCE	85,554.18
SAGUN, LAMBERTO	75,554.29	ST YVES, GUY	96,689.30

STAMATINOS, JORDAN	84,250.29	WOLITSKI, STACY	130,878.00
STEPHENS, SEAN	86,217.44	WOLK, BRENNAN	65,495.93
STEPP, QUINN	83,389.10	WOLLBAUM, DAVID	92,263.69
STOMP, KIM	75,720.13	WONG, MICHAEL	130,265.69
STONE, JOEL	86,122.94	WOODS, RHONDA	56,621.66
STRAWFORD, RANDY	87,475.92	WRIGHT, JASON	85,103.66
SUJOLDZIC, ALEN	85,296.09	WRIGHT, MICHAEL	90,250.44
SUTHERLAND, WILLIAM	74,307.66	YAO, JIAN	72,692.33
SWARAY, BRENDA	101,483.04	YAUCK, RODNEY	115,178.59
SWYSTUN, JOANNE	58,672.80	YEUDALL, CANDICE	74,218.52
SZABO, DALE	121,404.71	YOCTE, EMMANUEL	80,915.85
TAIWO, ADESOLA	86,062.48	YOUNG, SHAUNA	148,569.26
TAM, MINOAH	99,779.79	YUEN, SIMON	68,102.91
TANVEER, FAISAL	71,094.74	ZAMAN, SHAFI	96,562.41
TAOREED, ZAINAB	57,615.81	ZHAN, JUNSHENG	101,196.82
TAYLOR, BRETT	50,297.26	ZHANG, HONG	81,244.80
THACYK, LORRI	172,684.69	ZHANG, ZHAOXIANG	93,329.08
THACYK, MARK	105,876.40	ZHENG, LU	82,154.10
THACYK, RANDAL	110,788.27	ZIOLKOWSKI, ALAN	78,972.82
THIESSEN, COREY	94,281.45	ZORN, AARON	86,328.82
THOMAS, JUSTIN	132,724.01	ZWIRSKY, NIKKI	71,632.25
TOCHOR, BARRY	75,261.63		
TOMPKINS, MEGAN	56,393.98		
TREMBLAY, CODY	112,883.56		
TRIPATHY, ANANDA	77,956.88		
TU, XIN	85,034.92		
TUCKER, MARSHA	96,882.93		
TURCOTTE, STEVIN	89,739.08		
TYAGI, YUVANK	63,100.17		
UBONGEN, JUANITO	68,141.11		
UHUMAGHO, OSARETIN	52,178.00		
VAGHELA, NIDHI	73,571.81		
VAIDYA, UJWAL	59,334.10		
VAN DYK, ANDREW	97,422.48		
VAN MEPPELEN, ALEXANDER	76,056.74		
VAXVICK, KEVIN	129,297.20		
VENINATA, BERNADETT	64,996.15		
VERMA, VIVEK	177,456.39		
VILLANUEVA, CHRISTINE	51,426.44		
VILLANUEVA, RYAN	74,240.93		
VINCENT, SONY	54,782.80		
VOCALAN, FRANCIS	78,375.06		
WALE, ROXANNE	68,375.86		
WALZ, JASON	132,407.25		
WANG, YITONG	61,130.07		
WARNES, JASON	100,594.10		
WATSON, SHAWNDR	81,288.54		
WERNER, CHRISTOPH	89,130.20		
WHELAN, KEVIN	82,777.34		
WHITFIELD, CARMEN	69,181.07		
WINNICKI, KRISTA	82,646.75		
WOHLBERG, MIKE	94,535.02		

Goods and Services

Listed payees who received \$50,000 or more for the provision of goods and services, including office supplies, communications, contracts and equipment.

101145025 Saskatchewan Ltd.	135,824.16	GDI Services Canada LP	186,282.12
101151129 Saskatchewan Ltd.	70,688.75	Grand & Toy	2,875,212.81
3sHealth	2,308,533.10	Guillevin International Co.	78,462.69
Accenture Inc.	3,620,352.64	Habanero Consulting Group	72,336.39
Affinity Staffing Inc.	1,324,964.22	HBI office plus Inc.	180,786.48
Akinox Solutions Inc.	213,885.00	Hyland Software Canada ULC	512,222.35
AlayaCare Inc.	285,054.78	IBM Canada Ltd.	1,649,478.54
Allscripts Healthcare LLC	3,455,825.99	Imprivata, Inc.	464,558.39
Altera Digital Health Inc.	112,239.93	Infor Canada Ltd.	234,899.08
Anixter Canada Inc.	380,553.17	Informatica LLC	261,040.76
ARC Business Solutions Inc.	2,070,414.31	Inverness Consulting	382,537.04
ARCAS Group Inc.	252,154.50	iQMetrix Software Development Corp.	238,932.70
Axiell ALMCanada Inc.	496,476.90	Lab Ware Inc.	121,128.32
BDM Healthware Inc.	2,051,381.96	Lexmark Canada Inc.	959,833.15
Becton Dickinson and Company	193,736.43	Lumeca	1,321,353.60
Canada Post Corporation	860,479.19	Marsh Canada Limited	150,768.62
Canada Revenue Agency	536,999.53	McLean & Company	129,672.12
Canadian Bank Note Company Ltd.	93,027.39	Micro Focus Co. Solutions Logiciels	131,897.94
CBRE Limited	111,662.19	Micro Focus Canada	719,122.55
CDW Canada	686,718.00	Microage	16,155,461.62
CGI ISMC Inc.	78,448.52	Microsoft Canada Co.	100,608.33
Cisco Systems Capital Canada Co.	391,531.41	Minister of Finance	1,124,312.37
Citrix Systems Inc.	318,987.73	Minister of Finance - PST	91,664.39
Civica Solutions Canada Inc.	1,349,495.02	Ministry of Justice and Attorney General	149,462.58
Compugen Inc.	701,656.78	Ministry of SaskBuilds and Procurement	200,263.62
Computrition, Inc.	637,757.80	MLT Aikins	125,237.10
Cornwall Centre Inc.	1,686,417.19	Momentum HVAC Services	916,480.77
Data Communications Management	197,430.41	OCI Inc.	2,341,005.18
Dawson Services Ltd.	218,402.40	Oracle Canada ULC	586,945.25
Dell Financial Services Canada	1,844,078.99	Orion Health Limited	1,290,989.46
Delta Regina	55,500.00	Paradigm Consulting Group Inc.	59,842.04
DL Winn & Associates	61,160.36	Park Place Technologies	161,628.00
DLS Technology Corp.	666,729.54	Payara Services Ltd.	5,126,783.50
Elite Information Systems and Consulting Inc.	761,423.90	Philips Healthcare	2,956,119.99
Enterprise Rent A Car	413,891.33	PICIS Clinical Solutions Inc.	3,290,353.34
Entrust Limited	59,777.33	Powerland Computers	278,394.63
ESTI Consulting Services	4,440,505.83	Public Employees Disability Income Plan	6,748,498.68
FCI Accelerated Solutions Inc.	166,907.60	Public Employees Pension Plan	316,846.76
First Data Bank Inc.	668,855.64	Public Employees Group Life Insurance	206,853.59
Gartner Canada, Co.	647,807.00	QHR Technologies Inc.	254,378.13
		Quantitative Medical Systems Inc.	

Queue-it Inc.	80,250.52
Receiver General of Canada	16,873,646.40
Regina Civic Employees Superannuation & Benefits Plan	196,226.69
Reif Consulting Inc.	637,525.34
rSolutions	241,795.20
S.i. Systems	799,134.00
SAP Canada Inc.	50,309.16
SAS Institute (Canada) Inc.	285,110.00
Saskatchewan Government Employees Union	1,299,357.95
Saskatchewan Health Authority	245,668.51
Saskatchewan Workers' Compensation Board	636,658.98
SaskPower	255,353.84
SaskTel	18,325,260.27
SCC Soft Computer	2,190,407.60
SHEPP	2,088,403.59
Softchoice Corporation	78,562.96
SRG Security Resource Group Inc	1,593,893.56
Steris Canada Sales ULC	68,198.40
Synnapex Inc.	1,287,910.63
Tectonic Advisory Services Inc	815,828.19
Teema Solutions Group Inc.	2,749,012.44
Telus Health Solutions Inc.	2,833,833.19
Terranova Worldwide Corporation	89,250.00
The Wireless Age	75,577.64
Think Research Group	567,365.06
Tundra Technical Solutions	90,736.00
Unilogik Systems Inc	131,101.71
Vertiv Canada ULC	53,072.42
VIVVO Application Studios Ltd	127,426.58
Vocera Communications, Inc	408,360.75
vTech Group Solution Ltd	55,462.50
WBM Office Systems	4,860,670.11
Xenex Consulting Inc	210,229.42

NOTES
